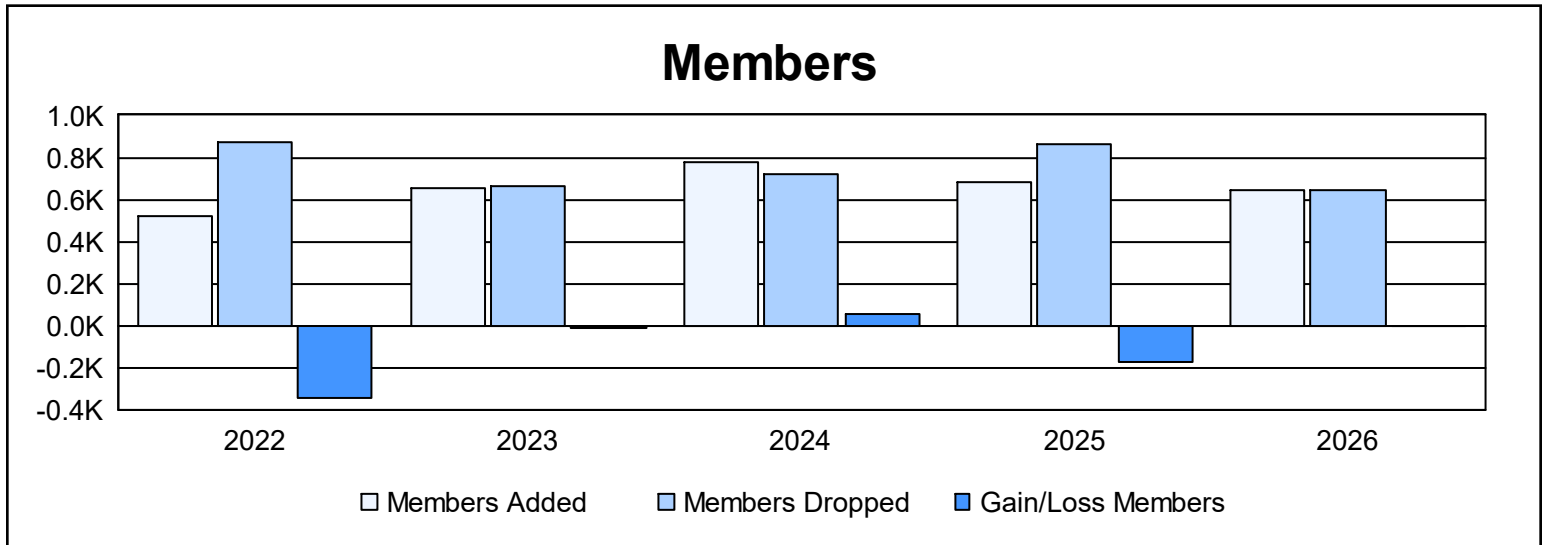
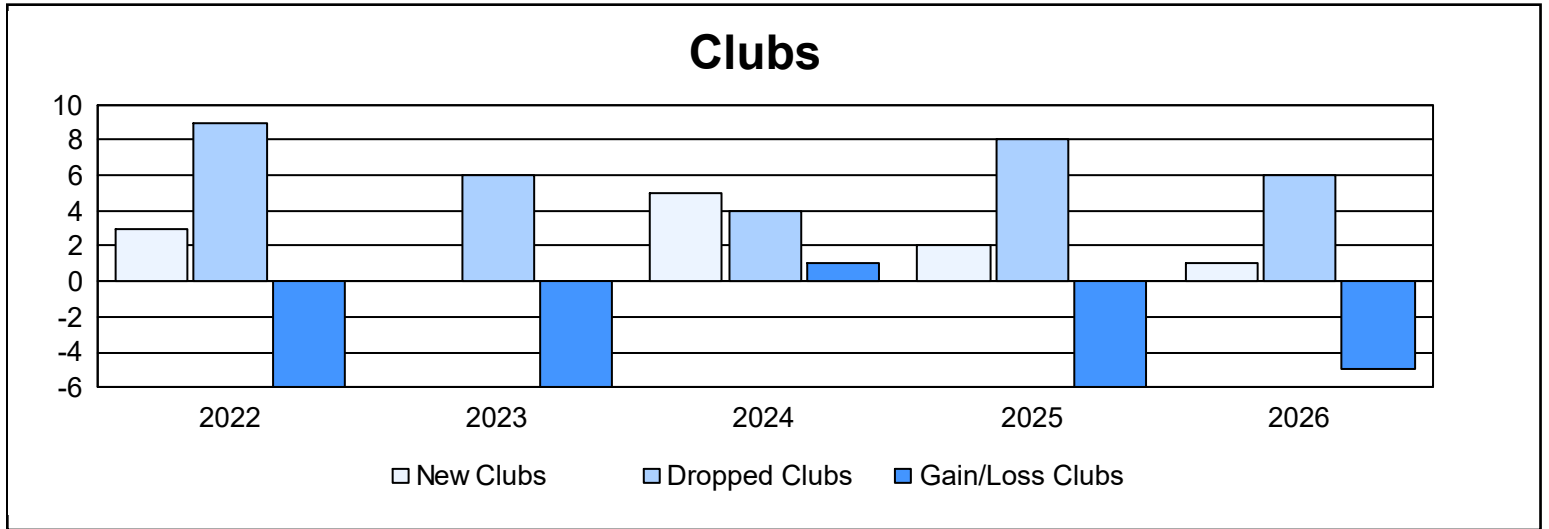
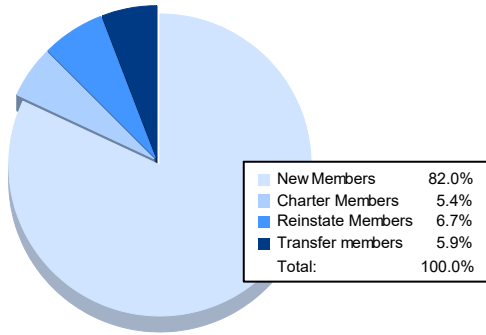


Year	New Clubs	Dropped Clubs	Gain/ Loss Clubs	New Members	Charter Members	Reinstate Members	Transfer Members	Total Member Added	Total Members Dropped	Gain/ Loss Members
2021-2022	3	9	-6	380	80	29	34	523	870	-347
2022-2023	0	6	-6	584	12	21	36	653	666	-13
2023-2024	5	4	1	593	119	32	30	774	720	54
2024-2025	2	8	-6	556	46	51	32	685	860	-175
2025-2026	1	6	-5	528	35	43	38	644	643	1
<b>Average</b>	<b>2</b>	<b>7</b>	<b>-4</b>	<b>528</b>	<b>58</b>	<b>35</b>	<b>34</b>	<b>656</b>	<b>752</b>	<b>-96</b>



### Membership Composition May 2026 Cumulative



### Gender Composition May 2026 Cumulative

